



# RENTON POLICE DEPARTMENT

## Use of Force Analysis Report 2022

---

---



---

---

Renton Police Department

**RENTON POLICE DEPARTMENT**  
**Use of Force Analysis Report 2022**

---

---

## **Introduction**

The Renton Police Department is committed to protecting people, their property, and their rights. The use of force (UOF) by law enforcement is a matter of critical concern to law enforcement, as well as the public.

Officers are involved on a daily basis in numerous interactions and when warranted, may need to use reasonable force in carrying out their duties. The Renton Police Department recognizes and respects the value of all human life without prejudice to anyone. Vesting officers with the authority to use reasonable force and to protect the public and themselves requires monitoring, evaluation and a careful balance of all interests.

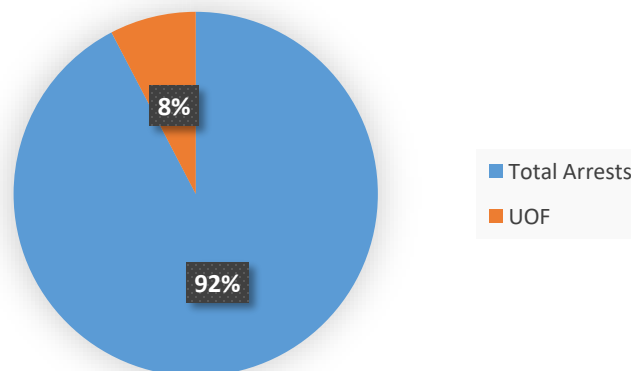
The purpose of this analysis is to provide the public with information about officers' use of force and trends associated with use of force. The analysis provides information on many factors involving the subjects and involved officers, as well as environmental details. The Renton Police Department's Training Unit utilizes information contained in officers' use of force reports to assist in their development of training curriculums.

### **Use of Force Incidents versus Arrests Ratios are Low Across Demographics**

For the year 2022, there were a total of 107 use of force incidents. During this time period, officers responded to 72,277 calls for service. The force to calls for service ratio is .1%. (It should be noted here, that the information in this report takes into account what the call was *originally* dispatched as, as opposed to what the subject was charged with.)

The Renton Police Department's arrest demographics with the use of force demographics show 8% of arrests resulted in a use of force. The total number of arrests for 2022 was 1,292.

**Total Arrests vs UOF Incidents**



## **2022 Use of Force – At a Glance**

- **2022 Total of UOF:** 107 use of force incidents.
- **Origin:** Incidents most often develop from a call for service (i.e., 911 call).
- **Call Type:** Police calls for someone being assaulted accounted for the highest number of use of force incidents (16%).
- **Type of Force:** Empty hand techniques accounted for 73 (68%) of the uses of force. This was the most common use of force tactic utilized.
- **Impairment:** Drugs and/or alcohol played a part in 44 (41%) of incidents. The impact of the subject’s mental health was documented in 15 (14%) of our use of force incidents.
- **Review Process:** Each UOF incident is reviewed by the officer’s chain-of-command, which includes: Sergeant, Commander, Deputy Chief and the Chief of Police.
- **Training Issues:** Issues are addressed on an individual level and a department-wide level including tactical issues, such as the need to wait for backup officers; report writing; criminal procedures; professional language; and activating Body worn cameras before exiting their department vehicle.

### **Reviewable Use of Force**

Reviewable uses of force involve an officer’s deployment of control tactics and/or control devices. When a subject allows themselves to be searched, escorted, handcuffed or restrained, it is not considered a reviewable use of force; it is considered compliance. Less intrusive control tactics are not normally deemed a “Reviewable Use of Force.” However, if an injury occurs that is not consistent with an applied control technique or tactic, or if the subject complains of injury, a use of force report would be necessary. Most reviewable use of force incidents occur when an officer uses a physical tactic or device. The Renton Police Department also categorizes the intentional pointing of a firearm at a subject as a reviewable use of force incident, although it does not involve the application of physical force.

### **Total Use of Force Incidents**

This report analyzes less lethal applications (i.e., soft empty hand, hard empty hand, Taser deployment, OC, K9 deployment, pointing of firearm at subject, etc.). There were 105 less lethal use of force incidents in 2022 and **2 uses of deadly force.**

Force Types Defined:

**Soft, Empty-Hand Techniques**

- Counter-Joint Techniques/Holds
- Take-Downs /hair holds
- Pressure Points

**Hard, Empty-Hand Techniques**

- Kicks
- Strikes
- Stuns
- Conducted Electrical Weapon Non-Probe Drive Stun

**Police Canine (K-9)**

- Used to apprehend fleeing suspects under certain circumstances where force is used

**Intermediate Force**

- Impact Weapons
- Oleoresin Capsicum Spray
- Conducted Electrical Weapon Probe Deployment

**Pointing and aiming firearm**

**Deadly Force**

### Total Reviewable Use of Force Incidents vs Citizen Contacts

Use of force numbers are often compared against the total number of police-citizen contacts. It is difficult to provide a definitive number of police-citizen contacts as there are many informal contacts and non-enforcement contacts with citizens (i.e., partnerships, meetings, business contacts and outreach). Reviewing total call for service numbers can be helpful as these numbers provide context to the large quantity of interactions between Renton PD and the community that occur every year. While we know most incidents involve multiple parties, and contacts per incident, the number of incidents provides the absolute minimum number of community contacts.

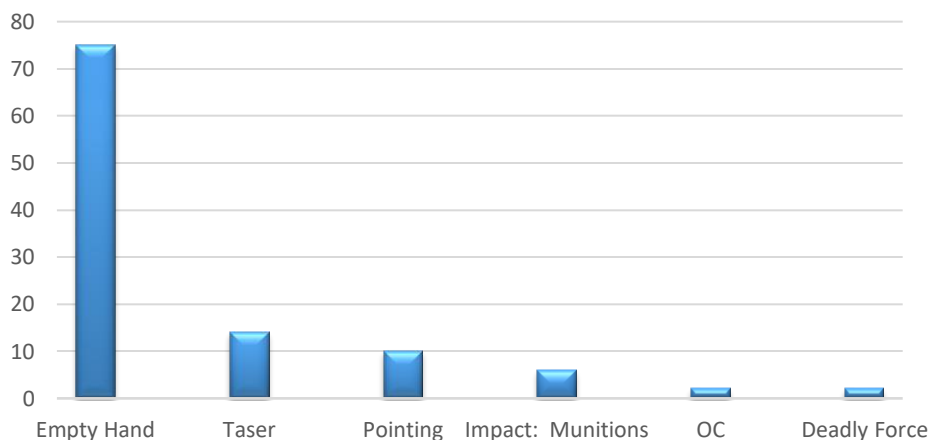
In 2022, officer responded to a total of 72,277 incidents. This number includes calls for service and officer-initiated incidents. Renton Officers used force in 107 of those incidents. The ratio of use of force incidents compared to calls for service is .1%.

### Type of Force Used

Many of the incidents involved multiple officers and more than one type of force. For example: while taking a subject into custody, one officer might use a soft empty hand technique while another officer may deploy a Taser.

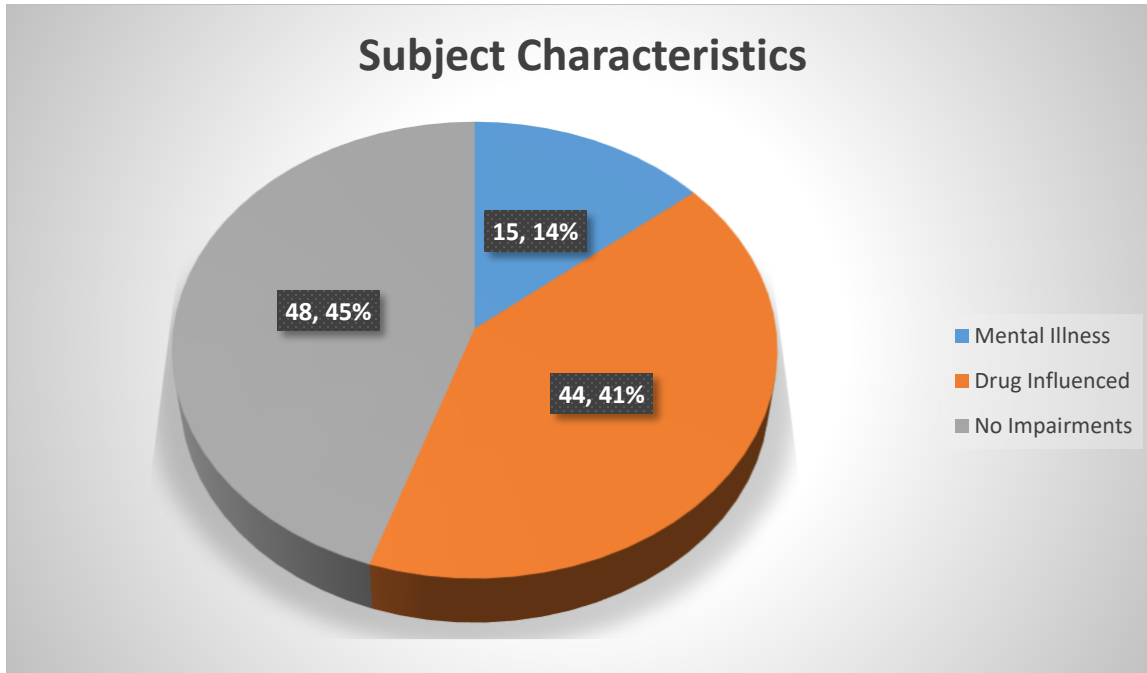
The use of empty hand techniques has been by far the most frequent type of force used by officers in 2022.

### Most Common Types of Force Used



**Subject Under the Influence and/or Mental Crisis**

In 44 (41%) of the use of force incidents, the subject contacted appeared to be under the influence of drugs or alcohol.

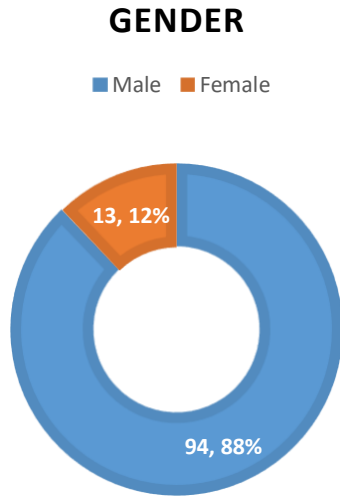


Subjects were documented as appearing to be mentally unstable in 15 (14%) of the 96 use of force incidents in 2022. Some of these incidents involved people who were considered to be a danger to themselves or others. In these situations, force is used in a community caretaking function with the need to transport the person to the hospital rather than arresting them. It is difficult to know if a person exhibiting signs of intoxication and speaking incoherently has underlying mental health issues, or if the behavior is solely due to the intoxicating substance. In 59 (61%) of the incidents, officers were not aware of any substance impairment or mental health issues.

RENTON POLICE DEPARTMENT  
Use of Force Analysis Report 2022

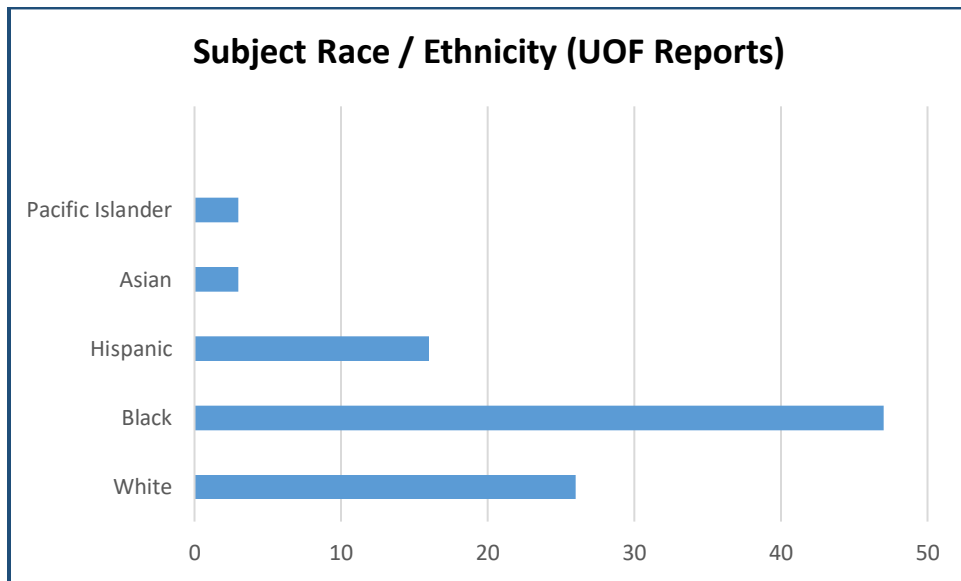
**Subjects Gender**

The majority of involved subjects in use of force incidents were male.



**Subject Racial / Ethnic Demographics**

Reviewable data for 2022 shows 26 (24%) use of force incidents with white subjects, 47 (43%) with black, 16 (15%) with Hispanic, and 3 (3%) with Asian.



**RENTON POLICE DEPARTMENT**  
**Use of Force Analysis Report 2022**

---

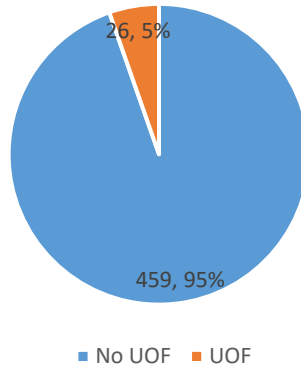
---

**Arrest Demographics Compared to Use of Force Demographics**

Comparing the Renton Police Department arrest demographics for 2022 with the use of force demographics show 8% of arrests resulted in a use of force.

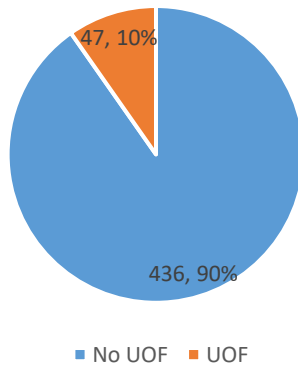
- 485 White Individuals were arrested in 2022. The force to arrest ratio is 5%.

**White Arrestees**



- 436 Black individuals were arrested in 2022. The force to arrest ratio is 10%.

**Black Arrestees**





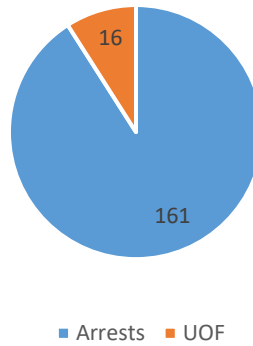
**RENTON POLICE DEPARTMENT**  
**Use of Force Analysis Report 2022**

---

---

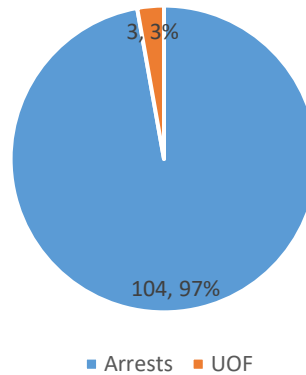
- 161 Hispanic Individuals have been arrested. The force to arrest ratio is 9%.

**Hispanic Arrestees**



- 104 Asian Individuals have been arrested. The force to arrest ratio is 3%.

**Asian Arrestees**



**Conclusion**

Thorough review of use of force incidents is critical to the Renton Police Department. These reviews provide a comprehensive analysis of all incidents that have been individually reviewed and reveals trends that inform future training decisions. A proper review also helps improve the police department's authenticity and relationship with the community. Police Departments obtain their authority from legal and constitutional principles designed to uphold the safety and dignity of the public, and unreasonable use of force undermines the community's trust. Therefore, thorough evaluation is required when vesting officers with the authority to use objectively reasonable force. The Renton Police Department is committed to providing a comprehensive annual review of incidents and making that review available to the public.

**RENTON POLICE DEPARTMENT**  
**Use of Force Analysis Report 2022**

---

---

Due to the fact that officers are using empty handed, low levels of force for the vast majority of use of force incidents, it is recommended to increase in low level use of force/ de-escalation training for the year 2023, in comparison to 2020-2022.